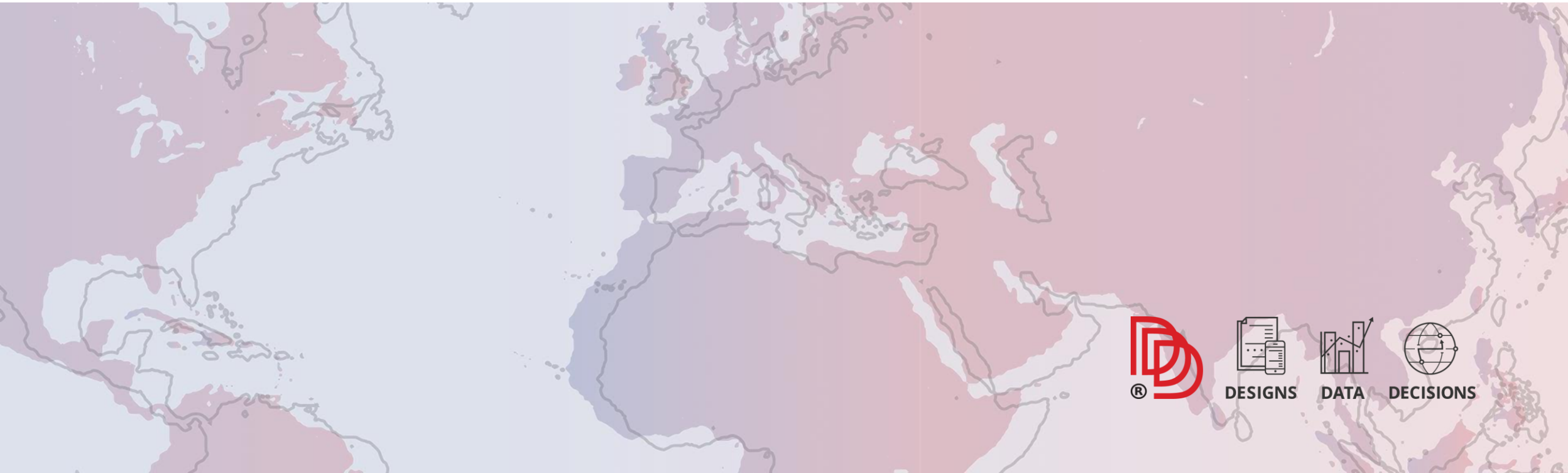


Public Opinion in the United States

June 2020

Sam Solomon, Research Analyst
Angela Ulrich, Statistician

June 26, 2020



Methodology

Results of this survey are based on a self-administered online survey completed by 1,094 American adults from June 10-11, 2020.

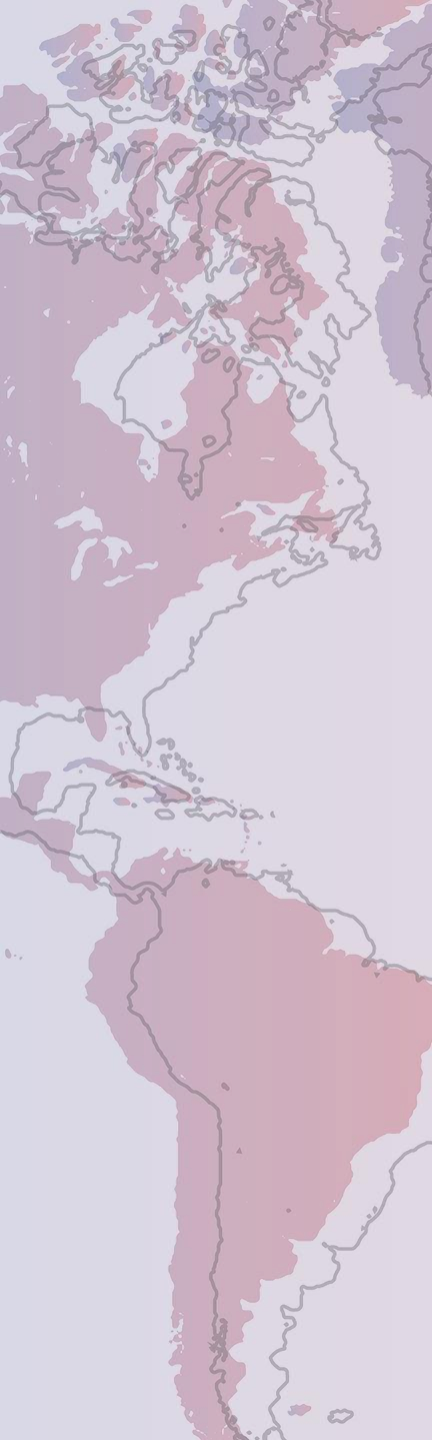
Responses for this survey were collected from SurveyMonkey Audience's opt-in panel. Because respondents were selected by nonprobability sampling methods, no estimates of sampling error are provided.

More details about nonprobability sampling methods can be found [here](#). Additional details on the data collection platform, SurveyMonkey Audience, can be found [here](#).

Methodology

The data have been calibrated to gender, age, race/ethnicity, region, education, and 2016 presidential vote to reflect the demographic composition of the US population over the age of 18.

Population parameters were based on figures from the 2018 American Community Survey, the 2018 Current Population Survey, the US Census Monthly Population Estimates for June 2020, and the Federal Election Commission's report on election results for the 2016 presidential election.



2020 Presidential Election

Joe Biden leads **Donald Trump** among all adults surveyed by a 10-point margin.



"If the 2020 Presidential election were being held today and the candidates were Donald Trump, the Republican, and Joe Biden, the Democrat, for whom would you vote? If you are unsure, would you lean towards Trump or Biden?"

Weighted n=1,020

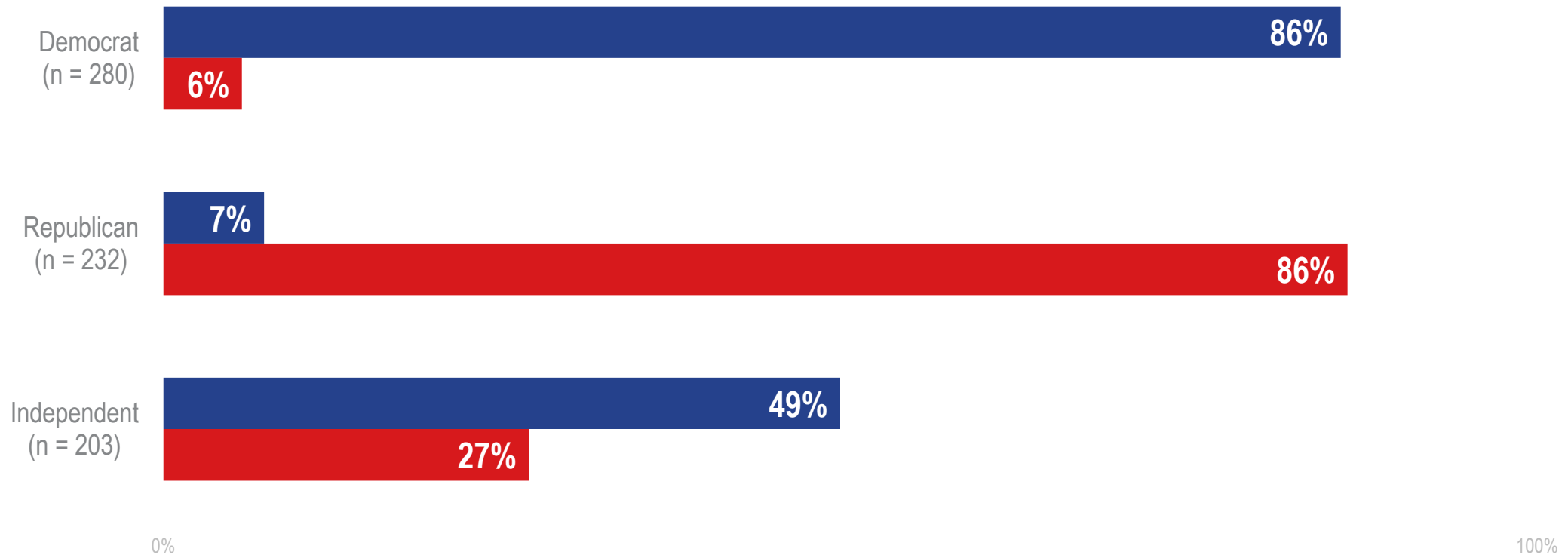
Joe Biden leads **Donald Trump** among registered voters surveyed by a 12-point margin.



"If the 2020 Presidential election were being held today and the candidates were Donald Trump, the Republican, and Joe Biden, the Democrat, for whom would you vote? If you are unsure, would you lean towards Trump or Biden?"

Weighted n=812

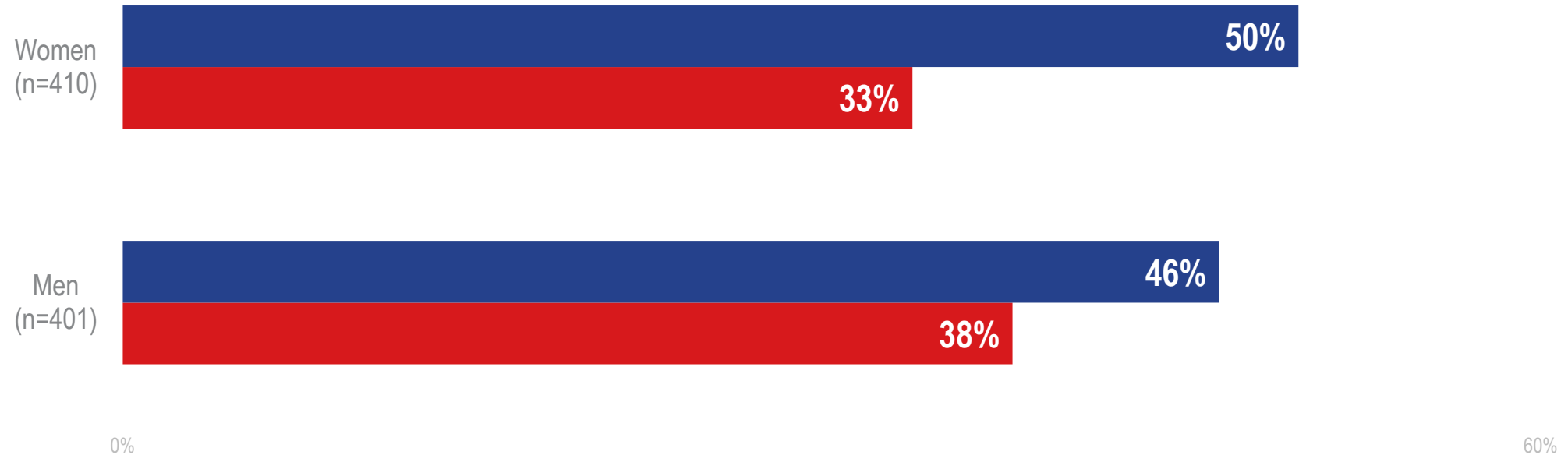
Both **Biden** and **Trump** have consolidated the votes of their respective party members. **Biden** also leads among independents.



"If the 2020 Presidential election were being held today and the candidates were Donald Trump, the Republican, and Joe Biden, the Democrat, for whom would you vote? If you are unsure, would you lean towards Trump or Biden?"

Weighted n-size for registered voters listed.

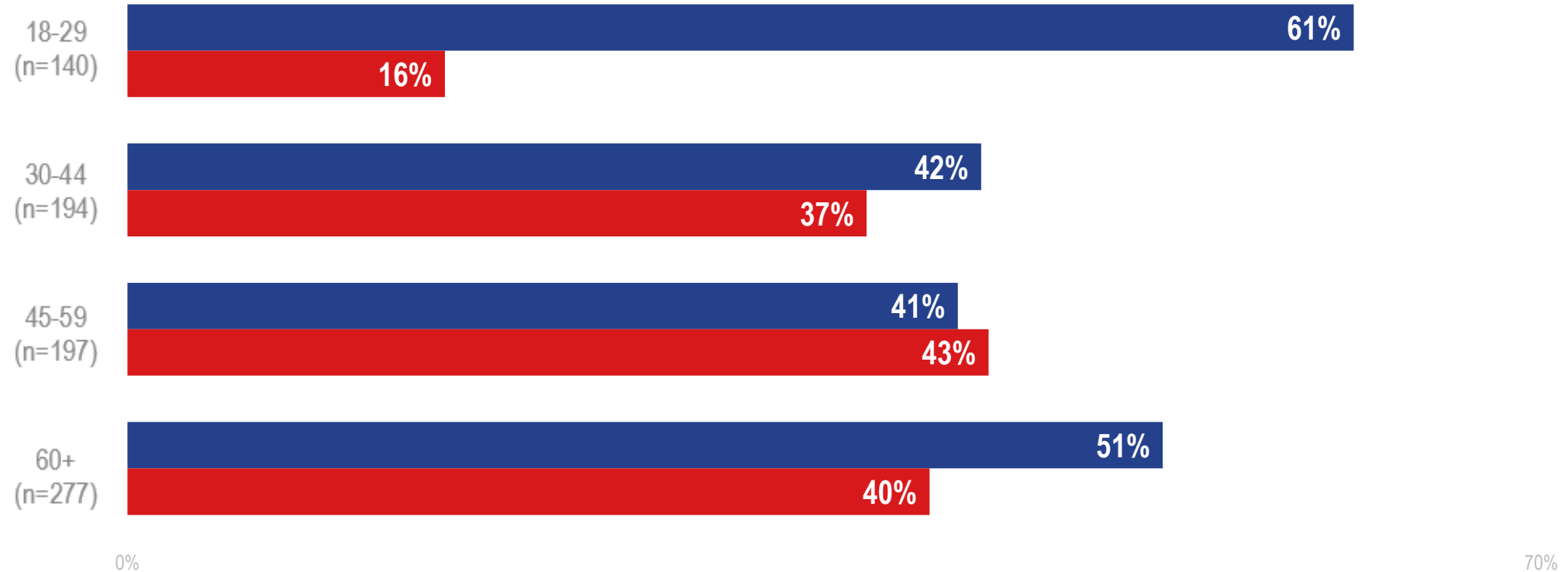
Biden leads Trump more among women than men.



"If the 2020 Presidential election were being held today and the candidates were Donald Trump, the Republican, and Joe Biden, the Democrat, for whom would you vote? If you are unsure, would you lean towards Trump or Biden?"

Weighted n-size for registered voters listed.

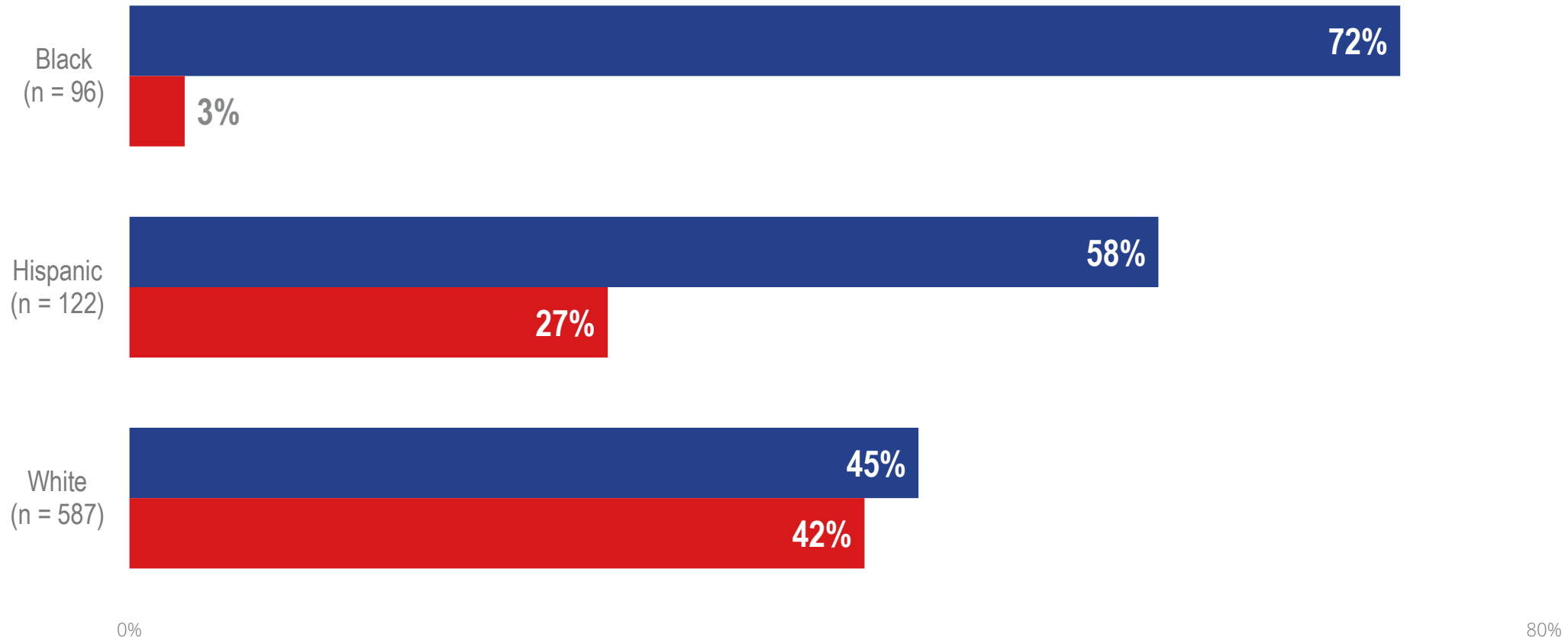
Biden leads **Trump** most among younger voters and among the oldest demographic surveyed.



"If the 2020 Presidential election were being held today and the candidates were Donald Trump, the Republican, and Joe Biden, the Democrat, for whom would you vote? If you are unsure, would you lean towards Trump or Biden?"

Weighted n-size for registered voters listed.

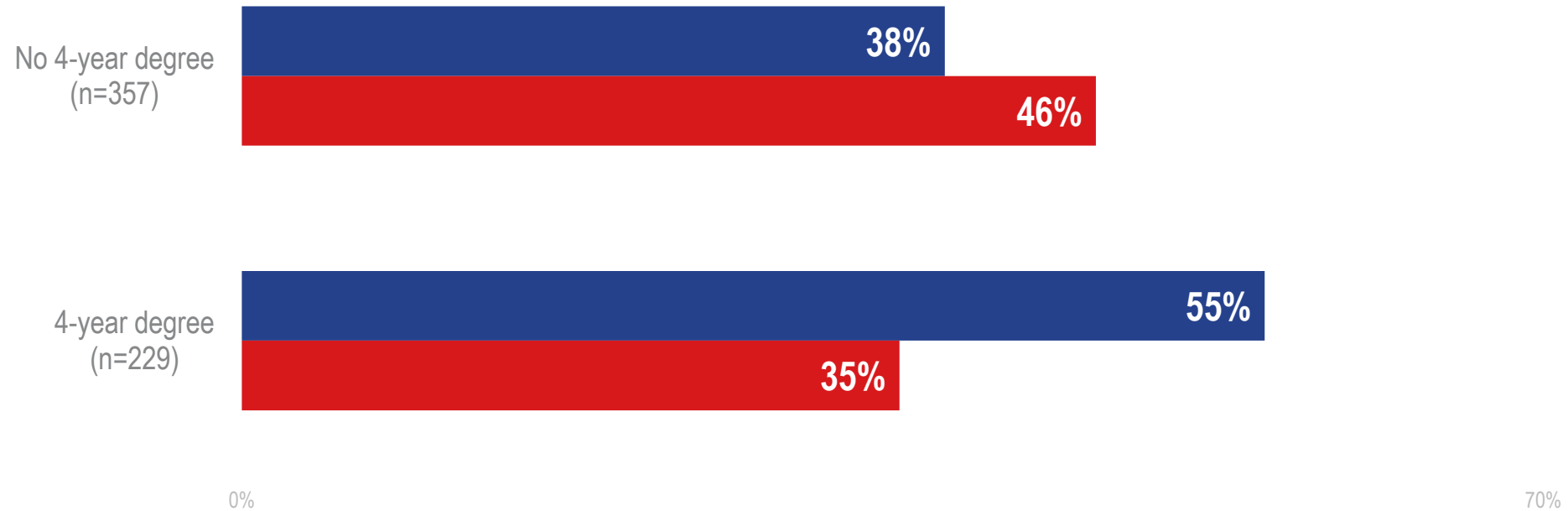
Biden leads most among Black voters and leads considerably among Hispanic voters. He leads **Trump** narrowly among white voters.



"If the 2020 Presidential election were being held today and the candidates were Donald Trump, the Republican, and Joe Biden, the Democrat, for whom would you vote? If you are unsure, would you lean towards Trump or Biden?"

Weighted n-size for registered voters listed.

Considering only white voters, **Trump** leads among those without a four-year college degree, while **Biden** leads among those with a four-year degree.



"If the 2020 Presidential election were being held today and the candidates were Donald Trump, the Republican, and Joe Biden, the Democrat, for whom would you vote? If you are unsure, would you lean towards Trump or Biden?"

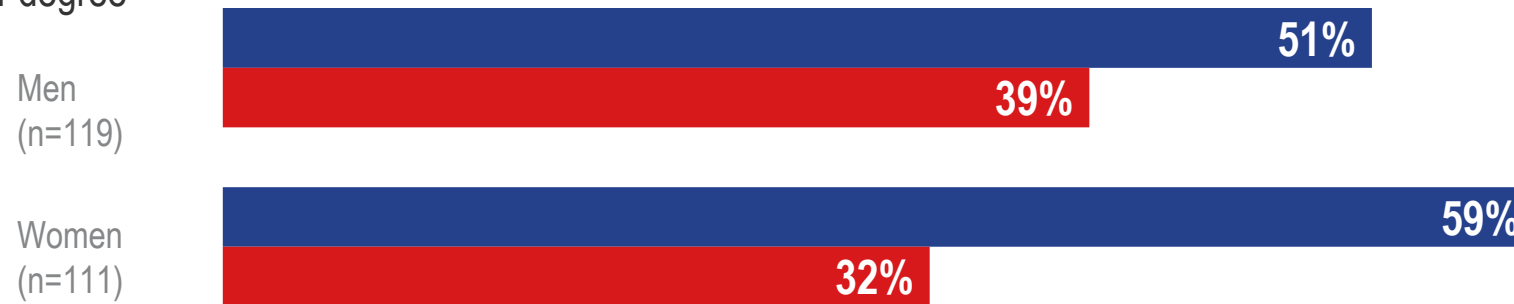
Weighted n-size for registered voters listed.

Considering only white voters, **Trump** leads among men without a four-year college degree, while **Biden** leads most among women with a four-year degree.

White, No 4-year degree



White, 4-year degree



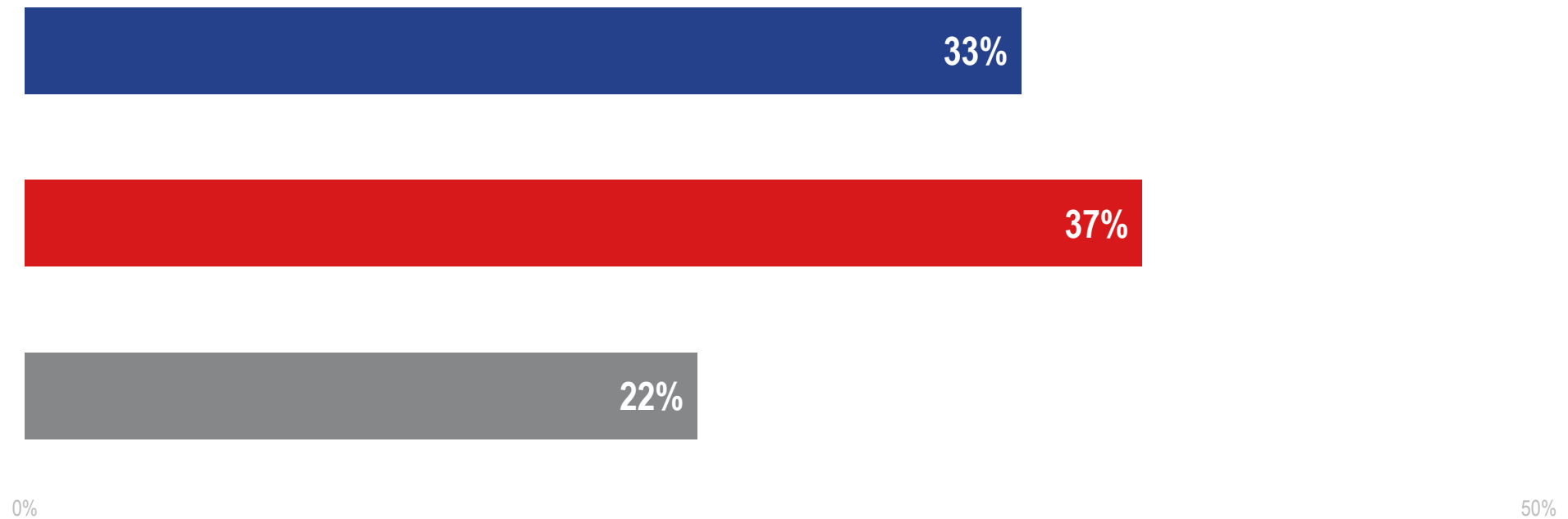
0%

80%

"If the 2020 Presidential election were being held today and the candidates were Donald Trump, the Republican, and Joe Biden, the Democrat, for whom would you vote? If you are unsure, would you lean towards Trump or Biden?"

Weighted n-size for registered voters listed.

More Americans surveyed expect **Trump** to be re-elected than expect **Biden** to win in November. More than one in five are **unsure**.



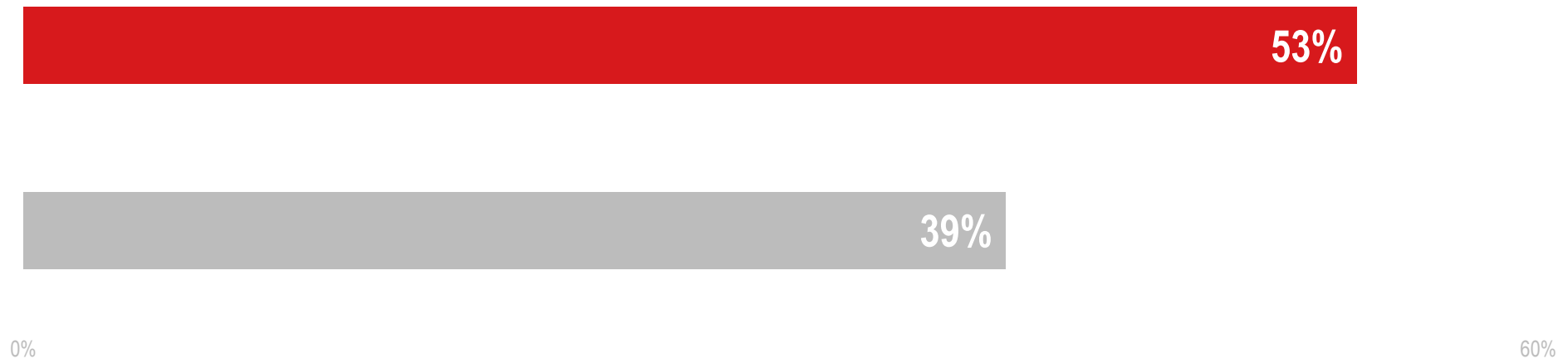
"If the 2020 Presidential election were being held today and the candidates were Donald Trump, the Republican, and Joe Biden, the Democrat, for whom would you vote? If you are unsure, would you lean towards Trump or Biden?"

Weighted n=1,094



Rating President Trump's Performance

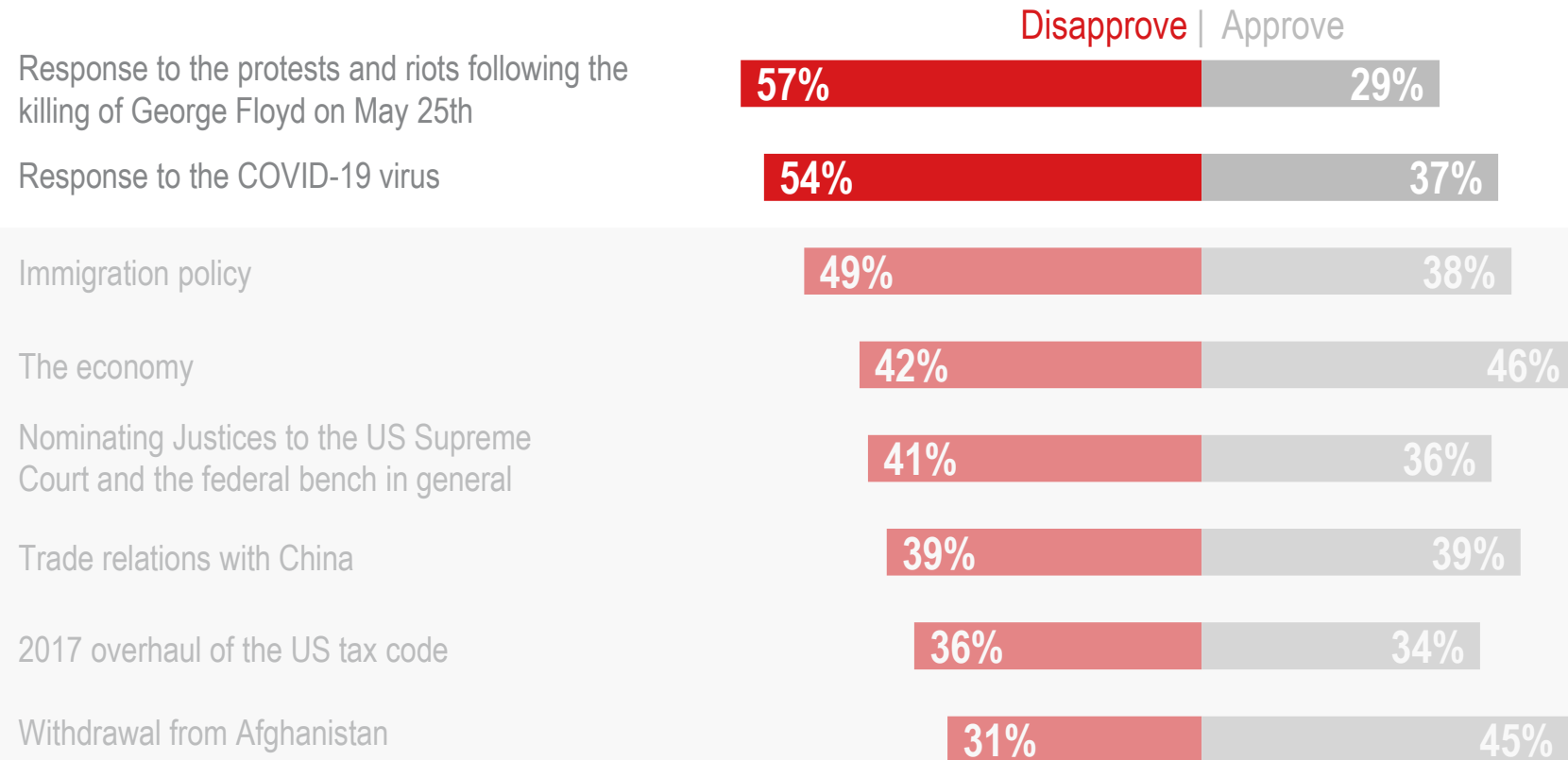
More Americans surveyed **disapprove** than **approve** of President Trump's job performance overall.



"Do you strongly approve, approve somewhat, disapprove somewhat or strongly disapprove of the way Donald Trump is handling his job as president?"

Weighted n=1,094

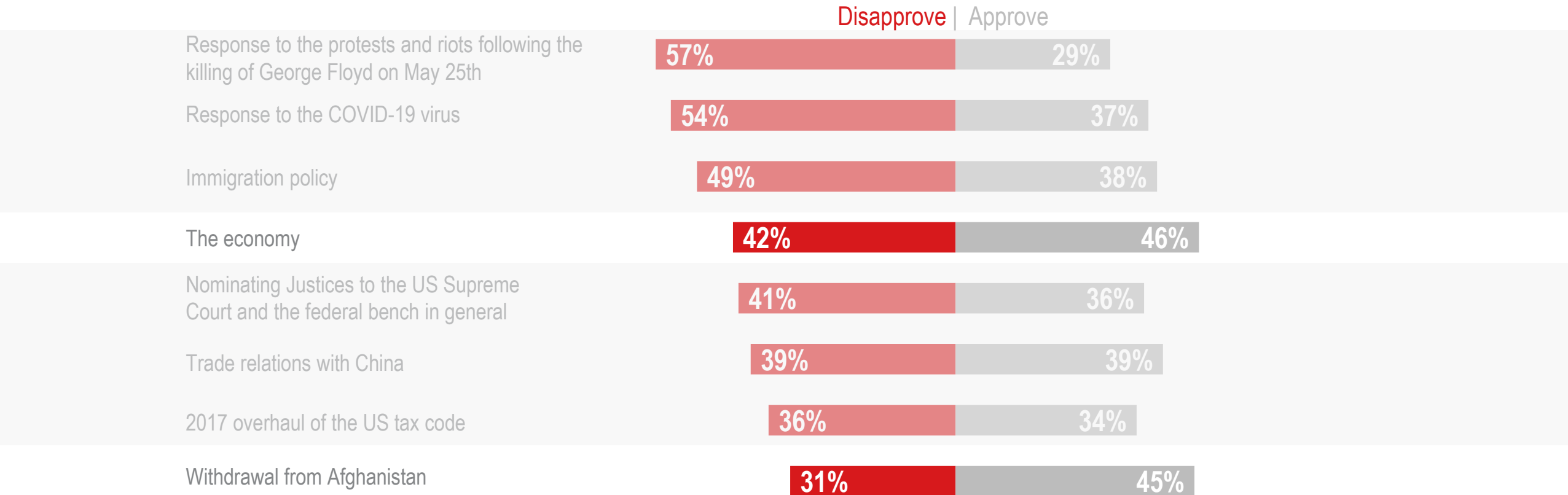
Majorities of adults surveyed **disapprove** of President Trump's response to recent protests and COVID-19.



"Do you strongly approve, approve somewhat, disapprove somewhat or strongly disapprove of President Trump's performance in terms of handling...?"

Weighted n=1,094

More Americans surveyed **approve** of President Trump's performance handling the economy and the withdrawal from Afghanistan, though.



"Do you strongly approve, approve somewhat, disapprove somewhat or strongly disapprove of President Trump's performance in terms of handling...?"

Weighted n=1,094



®



DESIGNS



DATA



DECISIONS

8300 Greensboro Dr. Suite 450 | Tysons Corner, VA 22102
703.388.2450 | www.d3systems.com

For more information, please contact:

Sam Solomon

Research Analyst

samuel.solomon@d3systems.com

Angela Ulrich

Statistician

angela.ulrich@d3systems.com